

Solving Global Cross-Border Payment Pain Points



# SUPER APP



Focused on  
Entertainment Industry



Integrating crypto payment solutions, entertainment, and social features, we are committed to providing users with a seamless payment experience. Through our unique staking program, you can effortlessly earn additional USDT and WWP. Whether for everyday payments or entertainment, we offer a convenient and secure choice.



Payments + Crypto + Entertainment + Social


**All-in-One  
Super App**




# Winwinpay

## SUPER APP

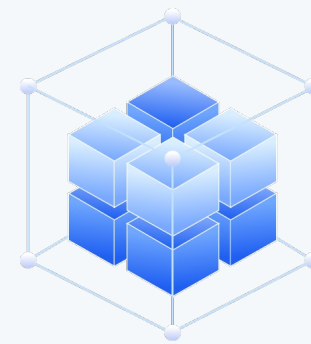
Primarily Serving iGaming Platforms




**Crypto  
Exchange**




**Staking**



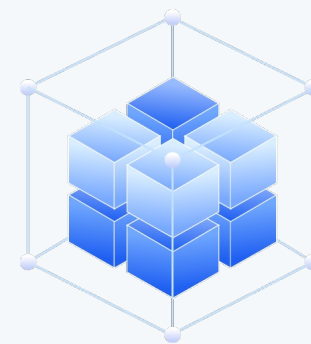
**Spot  
Trading**



**Social  
Community**



**Entertainment  
& Gaming**



**Anonymous  
Payments**



Providing One-Stop Service

**Making Payments  
and Entertainment  
Easier Than Ever**



# The Vast Market of iGaming

According to the Global Gambling Market Research Report,

**2023 iGaming  
revenue reached  
\$85 Billion**

**Estimated revenue in  
2030 to reach  
\$145 Billion**

*The entertainment industry, especially iGaming, has been thriving in recent years, becoming **one of the most promising blue ocean markets globally.***





However  
traditional payment methods  
still have  
**several pain points!**



Government  
Policies



Finance  
Regulations



High  
Transaction  
Fees



Transaction  
Limits



No Crypto  
Support



Transaction  
Speed



WeChat Pay



支付宝  
ALIPAY



# Billion-Dollar Market Urgently Seeks Innovative Payment Solutions



## Large Market Scale

- iGaming Daily Transaction Volume Reached Billions of USD
- Transactions Happen 24/7
- Continuous Growth Trend

## Blue Ocean Market

- Untapped Competitive Landscape
- Market Gaps in Need of Filling
- First-Mover Advantage



## Payment Pain Points

- Lack of High-Quality Payment Solutions for the Entertainment Industry
- Existing Solutions Fall Short of Market Needs
- Urgent Demand for Innovative Payment Services

By integrating innovative payment technology  
with leading entertainment platforms,  
Winwinpay can solve these industry pain points,

**this is Winwinpay's key to success.**





winwin  
pay

## Key Criteria for Successful Platforms

# Active Traffic + Real Users



**Daily Active  
Users:**  
1.3 Billion



**Daily Active  
Users:**  
500 Million



**Daily Active  
Users:**  
400 Million



**Daily Active  
Users:**  
60 Million



**Daily Active  
Users:**  
600 Million



Huobi Global

**Daily Active  
Users:**  
1 Million

## "Traffic" is Key





# Our Vision

In 3 years, we  
aim to achieve

**100 Million**  
Active Real Users

In 3 years, we  
target to penetrate

**50+**  
Countries  
Worldwide

**Winwinpay  
primarily serves**

**iGaming platforms,**  
building a world  
leading iGaming  
payment ecosystem





# Dual Reward Staking Program

**Stake**

# 381 USDT

Lock-in Period: 0 Days



## Reward 1

**Monthly ROI %**

# 11.81% USDT



Daily Net Earnings: \$1.50  
Monthly Net Earnings: \$45

## Conditions

### Complete Two Tasks Daily:

1. Complete daily Martingale task:  
Select a gaming platform and play using the Martingale strategy
2. Complete App rating task:  
Rate the app daily

## Reward 2

**Earn a Total of**

# 3,810\* WWP



Equivalent to \$381 in WWP

\*WWP amount are calculated based on the WWP market price

## Conditions

### Daily Auto Release:

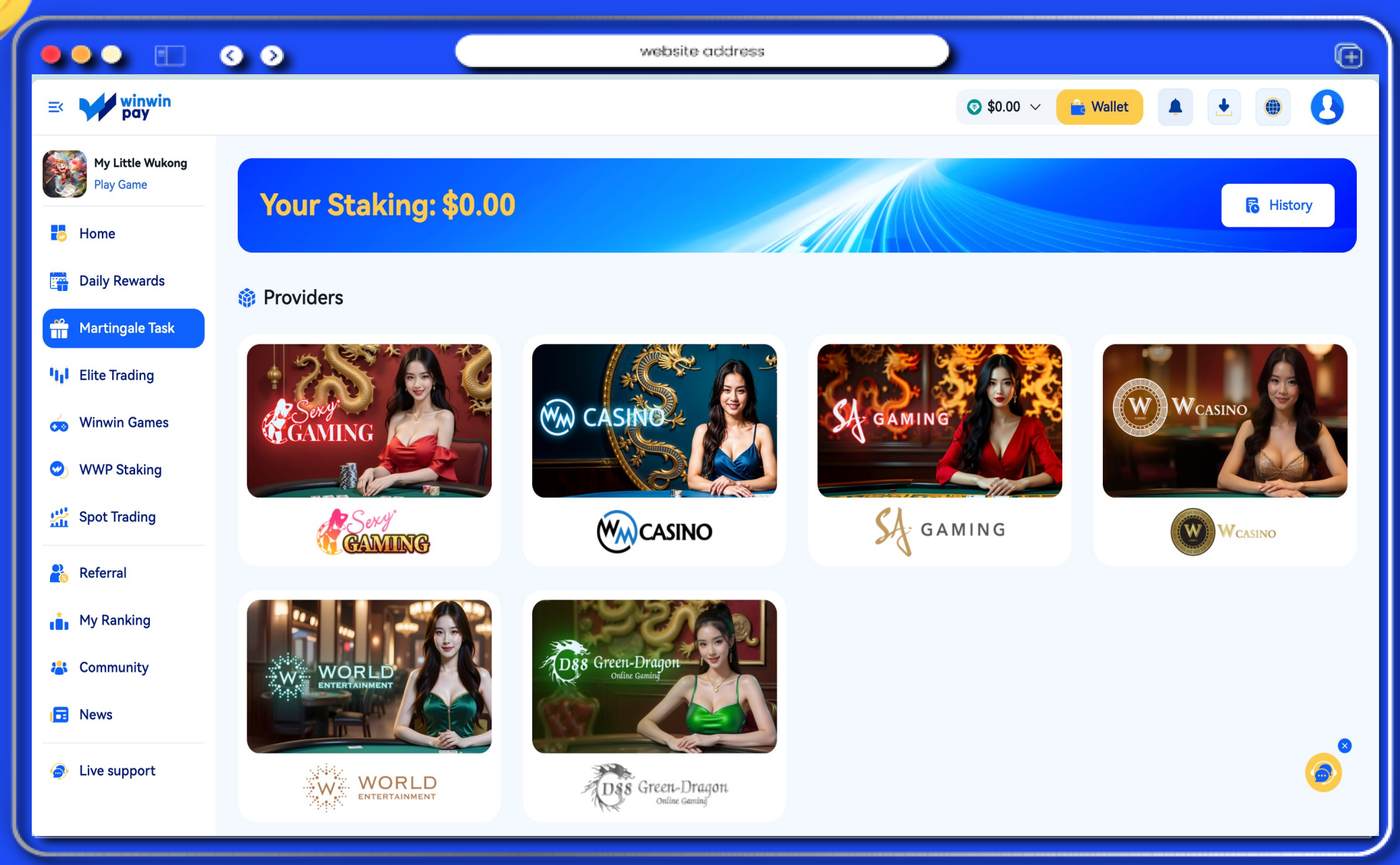
- Earn WWP bonuses daily
- Starts at 8% per month and gradually release to improve liquidity



# Reward 1

## Choose From Various Gaming Platforms

Use the Martingale Strategy to Generate Traffic for Gaming Platforms  
(Can choose Baccarat or Financial Products)



## Live Baccarat

*\*Not Supported in Certain Countries and Regions*



## Financial Products



# Daily Martingale Task

*Martingale Strategy has an average win rate of 99.22%*

Users can earn USDT rewards simply by generating traffic data through Winwinpay. Currently, Winwinpay is integrated with multiple online entertainment platforms, allowing users to play using a scientifically proven strategy – Martingale strategy.

## Daily Profit Target of \$3

**\$381 Package**

*Example:*  
**Win on 7<sup>th</sup> round**



Betting Rounds	Bet Amount	Total Earnings
Round 1	\$ 3	-\$3
Round 2	\$ 6	-\$9
Round 3	\$ 12	-\$21
Round 4	\$ 24	-\$45
Round 5	\$ 48	-\$93
Round 6	\$ 96	-\$189
Round 7	\$ 192	+\$3



# Task Rewards Distribution Model

Rewards earned from daily tasks will be distributed equally between users and the Co-Founder Fund.



**11.81% / Month**

**Daily Net Profit: \$1.50**

**Monthly Net Profit: \$45**

**Daily ROI**

**\$3**

**100% Profit**



**50%**

User

**50%**

Co-Founder Fund

**\$1.50**

**\$1.50**



# *Two Main Functions of* **Co-Founder Fund**



## **Capital Protection**

Used to ensure the  
security of user's  
capital



## **WWP Buyback**

Used to buy back WWP  
tokens from the  
market



# Daily Tasks | Flowchart

## Step 1

### Select Game

User can choose Baccarat or Financial Products.

## Step 2

### Play the Game

Use the Martingale strategy, with a maximum of 7 rounds per day.

## Step 3

### Profit Distribution

#### Profit:

50% goes to the user.

50% goes to the Co-Founder Fund to support platform growth.

#### No Profit:

If no profit is made after 7 rounds, the Co-Founder Fund automatically activates the insurance mechanism, reimbursing the initial stake to ensure no loss for the user.





# Reward 2

## WWP Release Model

Staggered Staking Release: Fully Released in 10 Months  
No Lock-Up Period; Staking can be terminated at any time

Assuming price of WWP today = \$0.10  
Total Release: 3810 WWP\* (Quantity calculated based on entry price)

Month 1 : 8% Release 304.8WWP	304.80 WWP	
Month 2 : 8% Release 304.8WWP	609.6 WWP	
Month 3 : 8% Release 304.8WWP	914.4 WWP	
Month 4 : 9% Release 342.9WWP	1,257.30 WWP	
Month 5 : 9% Release 342.9WWP	1,600.20 WWP	
Month 6 : 9% Release 342.9WWP	1,943.10 WWP	
Month 7 : 10% Release 381WWP	2,324.10 WWP	
Month 8 : 10% Release 381WWP	2,705.10 WWP	
Month 9 : 10% Release 381WWP	3,086.10 WWP	
Month 10 : 19% Release 723.9WWP	3,810 WWP	





# Common Token Distribution



## VC Investment

- Large sell-offs after price surge might cause token to collapse.
- Too few retail investors limits its growth potential.



## Airdrop

- Unable to build user loyalty.
- Users just want to cash in quick and not be part of a community



# WWP

## Token Distribution

Co-Founders  
85%



Management  
Team  
15%

Total Supply:

2 Billion

Launch  
Price:

\$0.10

## WWP Functions

Game  
Settlement

Token  
Trading

Payment Fees

Staking



# Staking Reduction Mechanism



**WWP Market Price** : \$0.10

$381 \text{ USDT} / \$0.10 \times 100\% = 3,810 \text{ Token}$



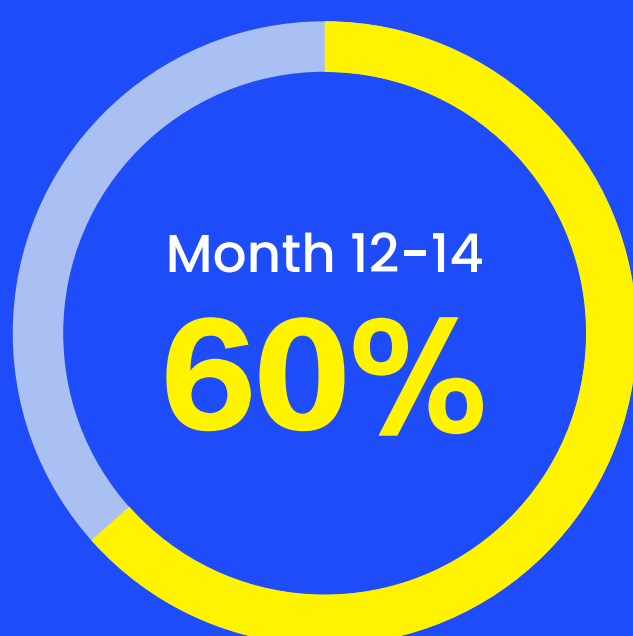
**WWP Market Price** : \$0.10

$381 \text{ USDT} / \$0.10 \times 90\% = 3,429 \text{ Token}$



**WWP Market Price** : \$0.10

$381 \text{ USDT} / \$0.10 \times 70\% = 2,667 \text{ Token}$



**WWP Market Price** : \$0.10

$381 \text{ USDT} / \$0.10 \times 60\% = 2,286 \text{ Token}$



**WWP Market Price** : \$0.10

$381 \text{ USDT} / \$0.10 \times 50\% = 1,905 \text{ Token}$



# Development Plan

Practical Innovation, Shaping the Future Together



Internal buyback  
Pioneers fund pool  
Gradual release of WWP  
Generate traffic



Expand Cash Flow  
Partner with Global Platforms  
Connect Global Players  
Launch Futures Trading



Launch on crypto exchanges  
Integrate with Global Investment Markets





# Co-Founder Fund Projection

Month	Total Investment	Total Investor	Total Revenue	Total Investor's Revenue	Total Winwinpay's Revenue	Total Insurance Fund	Total WWP Buyback Fund
3/2025	\$500.000,00	1.312	\$118.100,00	\$59.050,00	\$59.050,00	\$23.620,00	\$35.430,00
4/2025	\$1.250.000,00	3.281	\$295.250,00	\$147.625,00	\$147.625,00	\$59.050,00	\$88.575,00
5/2025	\$2.375.000,00	6.234	\$560.975,00	\$280.487,50	\$280.487,50	\$112.195,00	\$168.292,50
6/2025	\$4.062.500,00	10.663	\$959.562,50	\$479.781,25	\$479.781,25	\$191.912,50	\$287.868,75
7/2025	\$6.593.750,00	17.306	\$1.557.443,75	\$778.721,88	\$778.721,88	\$311.488,75	\$467.233,13
8/2025	\$10.390.625,00	27.272	\$2.454.265,63	\$1.227.132,81	\$1.227.132,81	\$490.853,13	\$736.279,69
9/2025	\$16.085.937,50	42.220	\$3.799.498,44	\$1.899.749,22	\$1.899.749,22	\$759.899,69	\$1.139.849,53
10/2025	\$24.628.906,25	64.643	\$5.817.347,66	\$2.908.673,83	\$2.908.673,83	\$1.163.469,53	\$1.745.204,30
11/2025	\$37.443.359,38	98.277	\$8.844.121,48	\$4.422.060,74	\$4.422.060,74	\$1.768.824,30	\$2.653.236,45
12/2025	\$56.665.039,06	148.727	\$13.384.282,23	\$6.692.141,11	\$6.692.141,11	\$2.676.856,45	\$4.015.284,67
1/2026	\$85.497.558,59	224.403	\$20.194.523,34	\$10.097.261,67	\$10.097.261,67	\$4.038.904,67	\$6.058.357,00
2/2026	\$128.746.337,89	337.917	\$30.409.885,01	\$15.204.942,50	\$15.204.942,50	\$6.081.977,00	\$9.122.965,50
3/2026	\$193.619.506,84	508.188	\$45.732.927,51	\$22.866.463,76	\$22.866.463,76	\$9.146.585,50	\$13.719.878,25
4/2026	\$290.929.260,25	763.594	\$68.717.491,27	\$34.358.745,64	\$34.358.745,64	\$13.743.498,25	\$20.615.247,38
5/2026	\$436.893.890,38	1.146.703	\$103.194.336,91	\$51.597.168,45	\$51.597.168,45	\$20.638.867,38	\$30.958.301,07
6/2026	\$655.840.835,57	1.721.367	\$154.909.605,36	\$77.454.802,68	\$77.454.802,68	\$30.981.921,07	\$46.472.881,61
	1,951,522,506.71	5,122,106	\$460,949,616.09	\$230,474,808.04	\$230,474,808.04	\$92,189,923.22	\$138,284,884.83



# Market capitalizations of major platforms



Total Supply

Issue Price

Highest price

Price increase

BINANCE

200 M

\$ 0.1

\$ 724.70

7,247x



500 M

\$ 0.1036

\$ 73.83

2,057x

Huobi

1 Billion

\$ 0.15

\$ 39.81

265x

TON

5 Billion

\$ 0.4296

\$ 8.24

19x



WWP

2  
Billion

\$0.10

?

?



# Join Winwinpay

*10,000x Your Wealth  
Earning Made Easy!*

Technology  
Driven

Elevating  
Innovation







**Thank You**

