


Solving Global Cross-Border Payment Pain Points



**winwin
pay**

SUPER APP

Focused on
Entertainment Industry



Integrating crypto payment solutions, entertainment, and social features, we are committed to providing users with a seamless payment experience. Through our unique staking program, you can easily earn additional USDT and WWP. Whether for payments everyday or entertainment, we offer a convenient and secure choice.

Payments + Crypto + Entertainment + Social

All-in-One Super App



Winwinpay SUPER APP



Primarily Serving iGaming Platforms



Crypto Exchange



Staking



Spot Trading



Social
Community



Entertainment &
Gaming



Anonymous
Payments

Providing One-Stop Service

Making Payments and Entertainment Easier Than Ever



All-in-One Super App

www.winwinpay.co

The Vast Market of iGaming

According to the Global Gambling Market Research Report.

2023 iGaming
revenue reached
\$85 Billion

Estimated revenue in
2030 to reach
\$145 Billion

*The entertainment industry, especially iGaming, has been thriving in recent years, becoming **one of the most promising blue ocean markets globally.***

However
Traditional payment methods still have
Several Pain Points!



Government
Policies



Finance
Regulations



High Transaction
Fees



Transaction
Limits



No Crypto
Support



Transaction
Speed



WeChat Pay



Billion-Dollar Market Urgently Seeks Innovative Payment Solutions



Large Market Scale

- iGaming Daily Transaction Volume Reached Billions of USD
- Transactions Happen 24/7
- Continuous Growth Trend



Blue Ocean Market

- Untapped Competitive Landscape
- Market Gaps in Need of Filling
- First-Mover Advantage



Payment Pain Points

- Lack of High-Quality Payment Solutions for the Entertainment Industry
- Existing Solutions Fall Short of Market Needs
- Urgent Demand for Innovative Payment Services

By integrating innovative payment technology with leading entertainment platforms, Winwinpay can solve these industry pain points,

This Is Winwinpay's Key To Success.



Key Criteria for Successful Platforms

Active Traffic + Real Users



Daily Active Users:

1.3 Billion



Daily Active Users:

500 Million



Daily Active Users:

400 Million



Daily Active Users:

60 Million



Daily Active Users:

600 Million



Huobi Global

Daily Active Users:

1 Million

"Traffic" is Key

Our Vision

In 3 years, we aim
to achieve

100 Million
Active Real Users

In 3 years, we
target to penetrate

50+
Countries Worldwide

Winwinpay primarily serves

iGaming platforms, building a world
leading iGaming payment ecosystem



Dual Reward Staking Program

Stake

381
USDT

Lock-in Period: 0 Days



Reward 1

Monthly ROI %



11.81% USDT

Daily Net Earnings: \$1.50
Monthly Net Earnings: \$45

Conditions

Complete Two Tasks Daily:

1. Complete daily Martingale task:
Select a gaming platform and play using the Martingale strategy
2. Complete App rating task:
Rate the app daily

Reward 2

Earn a Total of



3,810 WWP

Equivalent to \$381 in WWP

*WWP amount are calculated based on the WWP market price

Conditions

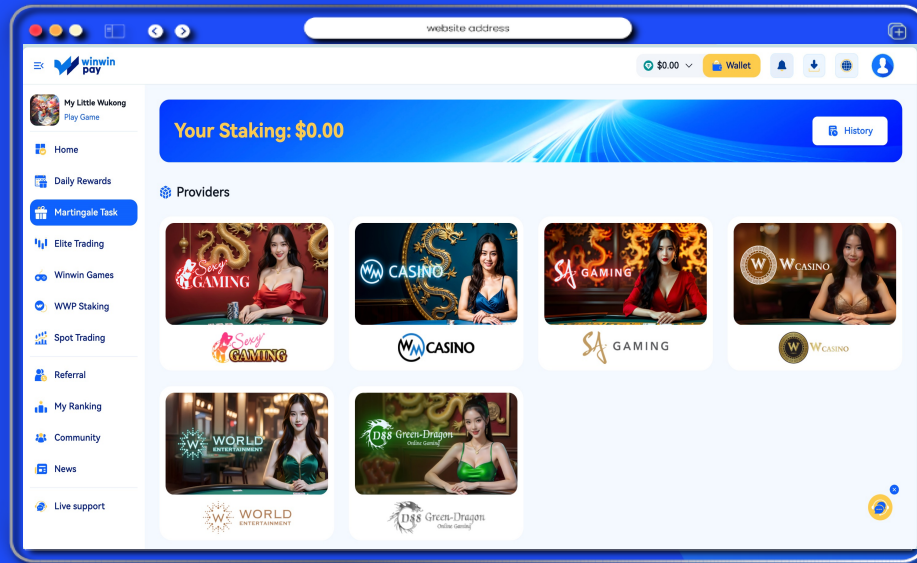
Daily Auto Release:

- Earn WWP bonuses daily
- Starts at 8% per month and gradually release to improve liquidity

Reward 1

Choose From Various Gaming Platforms

Use the Martingale Strategy to Generate Traffic for Gaming Platforms
(Can choose Baccarat or Financial Products)



Live Baccarat

*Not Supported in Certain Countries and Regions



Financial Products

Daily Martingale Task

Martingale Strategy has an average win rate of 99.22%

\$381 Package

Example:
Win on 7th round



Betting Rounds	Bet Amount	Total Earnings
Round 1	\$ 3	-\$3
Round 2	\$ 6	-\$9
Round 3	\$ 12	-\$21
Round 4	\$ 24	-\$45
Round 5	\$ 48	-\$93
Round 6	\$ 96	-\$189
Round 7	\$ 192	+\$3

Users can earn USDT rewards simply by generating traffic data through Winwinpay. Currently, Winwinpay is integrated with multiple online entertainment platforms, allowing users to play using a scientifically proven strategy – Martingale strategy.

Daily Profit Target of \$3

Task Rewards Distribution Model

Rewards earned from daily tasks will be distributed equally between users and the Co-Founder Fund.



11.81% / Month

Daily Net Profit: \$1.50

Monthly Net Profit: \$45



Daily ROI

\$3

100% Profit



50%

User

\$1.50

50%

Co-Founder Fund

\$1.50

Two Main Functions of **Co-Founder Fund**



Capital Protection

Used to ensure the security of user's capital



WWP Buyback

Used to buy back WWP tokens from the market

Step 1**Select Game**

User can choose Baccarat or Financial Products.

Step 2**Play the Game**

Use the Martingale strategy, with a maximum of 7 rounds per day.

Step 3**Profit Distribution****Profit:**

50% goes to the user.
50% goes to the Co-Founder Fund to support platform growth.

No Profit:

If no profit is made after 7 rounds, the Co-Founder Fund automatically activates the insurance mechanism, reimbursing the initial stake to ensure no loss for the user.

Daily Tasks Flowchart

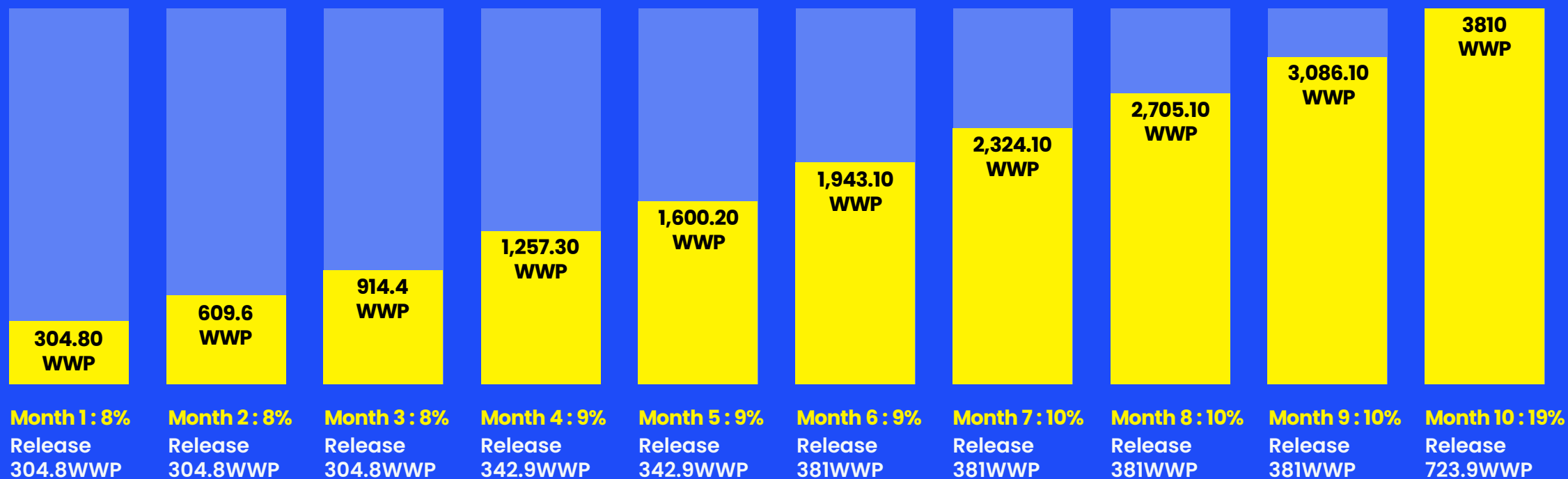


Reward 2

WWP Release Model

Staggered Staking Release: Fully Released in 10 Months
No Lock-Up Period; Staking can be terminated at any time

Assuming price of WWP today = \$0.10
Total Release: 3810 WWP* (Quantity calculated based on entry price)





Common Token Distribution



VC Investment

- Large sell-offs after price surge might cause token to collapse.
- Too few retail investors limits its growth potential.



Airdrop

- Unable to build user loyalty.
- Users just want to cash in quick and not be part of a community.

WWP

Token Distribution

Total Supply:

2 Billion

Launch Price:

\$0.10



Co-Founders

85%

Management
Team

15%

WWP Functions

Game Settlement

Token Trading

Payment Fees

Staking

Staking Reduction Mechanism



WWP
Market Price : \$0.10

WWP
Market Price : \$0.10

WWP
Market Price : \$0.10

WWP
Market Price : \$0.10

WWP
Market Price : \$0.10

381 USDT
\$0.10 X 100%
= 3,810 Token

381 USDT
\$0.10 X 90%
= 3,429 Token

381 USDT
\$0.10 X 70%
= 2,667 Token

381 USDT
\$0.10 X 60%
= 2,289 Token

381 USDT
\$0.10 X 50%
= 1,905 Token

Development Plan

Practical Innovation, Shaping the Future Together



- Internal Buyback
- Co-Founder Fund
- Gradual Release of WWP
- Generate Traffic



- Expand Cash Flow
- Partner with Global Platforms
- Connect Global Players
- Launch Futures Trading








- Launch on Crypto Exchanges
- Integrate with Global Investment Markets



Co-Founder Fund Projection

Month	Total Investment	Total Investor	Total Revenue	Total Investor's Revenue	Total Winwinpay's Revenue	Total Insurance Fund	Total WWP Buyback Fund
3/2025	\$500.000,00	1.312	\$118.100,00	\$59.050,00	\$59.050,00	\$23.620,00	\$35.430,00
4/2025	\$1.250.000,00	3.281	\$295.250,00	\$147.625,00	\$147.625,00	\$59.050,00	\$88.575,00
5/2025	\$2.375.000,00	6.234	\$560.975,00	\$280.487,50	\$280.487,50	\$112.195,00	\$168.292,50
6/2025	\$4.062.500,00	10.663	\$959.562,50	\$479.781,25	\$479.781,25	\$191.912,50	\$287.868,75
7/2025	\$6.593.750,00	17.306	\$1.557.443,75	\$778.721,88	\$778.721,88	\$311.488,75	\$467.233,13
8/2025	\$10.390.625,00	27.272	\$2.454.265,63	\$1.227.132,81	\$1.227.132,81	\$490.853,13	\$736.279,69
9/2025	\$16.085.937,50	42.220	\$3.799.498,44	\$1.899.749,22	\$1.899.749,22	\$759.899,69	\$1.139.849,53
10/2025	\$24.628.906,25	64.643	\$5.817.347,66	\$2.908.673,83	\$2.908.673,83	\$1.163.469,53	\$1.745.204,30
11/2025	\$37.443.359,38	98.277	\$8.844.121,48	\$4.422.060,74	\$4.422.060,74	\$1.768.824,30	\$2.653.236,45
12/2025	\$56.665.039,06	148.727	\$13.384.282,23	\$6.692.141,11	\$6.692.141,11	\$2.676.856,45	\$4.015.284,67
1/2026	\$85.497.558,59	224.403	\$20.194.523,34	\$10.097.261,67	\$10.097.261,67	\$4.038.904,67	\$6.058.357,00
2/2026	\$128.746.337,89	337.917	\$30.409.885,01	\$15.204.942,50	\$15.204.942,50	\$6.081.977,00	\$9.122.965,50
3/2026	\$193.619.506,84	508.188	\$45.732.927,51	\$22.866.463,76	\$22.866.463,76	\$9.146.585,50	\$13.719.878,25
4/2026	\$290.929.260,25	763.594	\$68.717.491,27	\$34.358.745,64	\$34.358.745,64	\$13.743.498,25	\$20.615.247,38
5/2026	\$436.893.890,38	1.146.703	\$103.194.336,91	\$51.597.168,45	\$51.597.168,45	\$20.638.867,38	\$30.958.301,07
6/2026	\$655.840.835,57	1.721.367	\$154.909.605,36	\$77.454.802,68	\$77.454.802,68	\$30.981.921,07	\$46.472.881,61
	1,951,522,506.71	5,122,106	\$460,949,616.09	\$230,474,808.04	\$230,474,808.04	\$92,189,923.22	\$138,284,884.83

	Total Supply	Issue Price	Highest Price	Price Increase
 BINANCE	200 M	\$ 0.1	\$ 724.70	7,247x
 OKX	500 M	\$ 0.1036	\$ 73.83	2,057x
 Huobi	1 Billion	\$ 0.15	\$ 39.81	265x
 TON	5 Billion	\$ 0.4296	\$ 8.24	19x
 WWP	2 Billion	\$0.10	?	?

Market Capitalizations Of Major Platforms





Join Winwinpay

10,000x Your Wealth
Earning Made Easy!

Technology
Driven

Elevating
Innovation



Thank You

